

ANTOINE BAUZA TM

7 WONDERS

CITIES

"This city is what it is because our people are what they are." (Plato)



CONTENTS

- 2 Wonder boards (Byzantium and Petra)
- 42 Cities cards (14 per Age)
- 4 Diplomacy tokens
- 26 Debt tokens (22 worth -1 and 4 worth -5)
- 6 Coins worth 6
- 1 score pad
- 3 Description of New Effects sheets
- This rulebook

OVERVIEW

Debt, pillaging, diplomacy... with this expansion to *7 Wonders*, discover another aspect of the great cities of Antiquity. 42 new Age cards along with 2 new Wonders will introduce never before seen effects.

The *Cities* expansion brings new rules to the *7 Wonders* base game, but the victory conditions remain the same.

This expansion also offers a variant for playing in teams (4 or 6 players).

GAME ELEMENTS

WONDER BOARDS





Byzantium and **Petra** are only used if playing with this expansion.

CITIES CARDS

Black cards are a new category of Building. They are added to the Age cards from the base game.

Notes:

- To help with sorting, Age cards from the *Cities* expansion all have this symbol  in the bottom-left corner.
- For colorblind players, Black cards all have this symbol .



DEBT TOKENS

These tokens represent Debts contracted by players during the game. They have a negative value (-1 and -5).



DIPLOMACY TOKENS

These tokens represent the new Diplomacy effect.



COINS

New Coins worth 6 are added to the reserve.



Note: In these rules, when you see "x Coins," the "x" corresponds to the total value of your Coins. In other words, "Take x Coins" means you take coins worth a total of x.

SCORE PAD

This score pad assists you in counting victory points gained through the *Cities*, *Leaders*, and *Armada* expansions.

DESCRIPTION OF NEW EFFECTS SHEETS

These sheets provide a complete explanation of all the new symbols in the game.

SETUP

Setup follows the normal *7 Wonders* rules with the exception of the following adjustments:

- Prepare the **Age cards**:
 1. Separate the **Black** cards into three decks (Age I, Age II, and Age III), then shuffle each deck.
 2. For each Age, randomly take as many **Black** cards as the **number of players**. The remaining cards are put **out of play**; they will not be used during the game.
 3. Shuffle the **Purple** cards from the base game, then draw as many cards as the **number of players +2**.
 4. Add the selected **Black** and **Purple** cards to the corresponding Age decks from the base game, then shuffle each deck of Age cards.
- Place the **Debt** and **Diplomacy** tokens in the middle of the table.



GAMEPLAY

Gameplay follows the normal *7 Wonders* rules with the exception of three new rules:

- A. Extra Turn
- B. Losing Coins and Debts
- C. Diplomacy

A. EXTRA TURN

At the beginning of each Age, each player receives **8 cards** (instead of 7 as in the base game). During each Age, you will therefore play an extra turn.

B. LOSING COINS AND DEBTS

Certain **Black** cards trigger a loss of Coins  for all other players. Players always lose these Coins **at the end of the turn**, after everyone has played a card and paid any construction costs.

Each time you must lose Coins  (by putting them back in the reserve), **you must take 1 Debt token worth -1 for each Coin you do not lose**. You can choose to take Debts even if you have enough Coins in your Treasure. It is possible to resolve a loss by both losing Coins and taking Debts.

Important:

- *Debts you gain can never be paid back.*
- *Losing Coins always happens **after** gaining Coins.*

At the end of the game, you will lose the victory points shown on each Debt token you have.

C. DIPLOMACY

Certain **Black** cards, as well as the **Byzantium** Wonder, grant a Diplomacy token.

With this token, during the Resolution of Military Conflicts, **you do not participate in Conflicts**. You do not take any Conflict tokens (neither Defeat nor Victory). Your neighbors are therefore considered to be adjacent to each other and their militaries will enter conflict following the normal *7 Wonders* rules.

You are **required** to use the Diplomacy token during the Military Conflict of the same round you acquired it, even if your military strength is higher than your neighbors'. Discard the Diplomacy token after you use it.

Clarification: You can accumulate multiple Diplomacy tokens, but you are required to discard 1 Diplomacy token at the end of each Resolution of Military Conflicts.

If there are ever only 2 players participating in the Resolution of Military Conflicts, they only face each other once and only take a single Military Conflict token each.

Example: At the end of Age II, you have a military strength of 2. The neighbor to your left has a strength of 5 and the one to your right has a strength of 4. You have 1 Diplomacy token; you do not participate in any Conflicts and do not take any tokens. The neighbors to your left and right compare their military strengths and take the corresponding Conflict tokens.

Neighbor to your left



Victory

Your City in Age II



Neighbor to your right



Defeat

END OF THE GAME

The game ends at the close of Age III, after the Resolution of Military Conflicts.

Proceed to scoring victory points following the normal base game rules.

Note: To make things simple, count your Debts in the "Coins" line of the score pad.

On this line, note the total victory points provided by your **Black** cards.

Leaders expansion

Armada expansion

Total for team play

Person icon										
Triangle icon										
Circle icon										
Square icon										
Red square icon										
Blue square icon										
Orange circle icon										
Green triangle icon										
Purple star icon										
Black triangle icon										
Head icon										
Blue square icon										
Blue pentagon icon										
Blue circle icon										
Σ										

CLARIFICATION ON GREEN CARDS

In this expansion, it is possible to have more **identical science symbols** than in the base game.

Number of identical symbols	1	2	3	4	5	6	7	8	9	...
Victory points	1	4	9	16	25	36	49	64	81	*

* You gain victory points equal to the number of identical symbols multiplied by itself (10 identical symbols means 10 x 10 for a total of 100 victory points).

RULES FOR TEAM PLAY

During 4- or 6-player games, you have the option of playing *7 Wonders* in teams. Make teams of 2 and sit **next to your teammate**.

Gameplay follows the normal *Cities* rules with the exception of the following adjustments:

OVERVIEW OF AN AGE

During the game, you can freely talk with your teammate and show each other your hand of cards (including Leader cards, if playing with that expansion).

RESTRICTIONS FOR EACH TEAM:

- You must always use your own resources before buying from your neighbors.
- When constructing, you must always use chains if you have the corresponding symbol.
- You cannot lend each other Coins.
- You cannot exchange cards with each other.
- When constructing a Building that triggers a loss of Coins, your teammate is also affected.

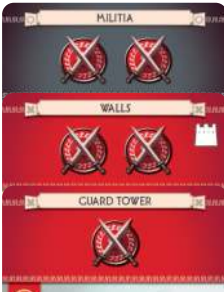
RESOLUTION OF MILITARY CONFLICTS

During team play, **you do not enter into conflict with your teammate**. Compare your military strength with your **opposing neighbor** and gain **double the Military Conflict tokens**:

- If your military strengths are **equal**, do not gain **any tokens**.
- If your military strength is **lower**, take **2 Military Defeat** tokens.
- If your military strength is **higher**, take **2 Military Victory** tokens that correspond to the current Age.

Example: At the end of Age II, you have a military strength of 2 while your opposing neighbor has a strength of 5. You take 2 Military Defeat tokens and your opposing neighbor takes 2 Age II Military Victory tokens.

Your opposing neighbor



Victory




Your City in Age II



Defeat



Your teammate



DIPLOMACY

During the Resolution of Military Conflicts, if you have a Diplomacy token, you must use its effect on yourself only, separate from your team, and then discard it. In this case, you still compare your military strength with your **opposing neighbor**, but you take **only 1 Military Victory or Defeat token each** (instead of 2).

If both you and your opposing neighbor use a Diplomacy token during the same Resolution of Military Conflicts, neither one of you takes **any tokens**.

***Example:** At the end of Age II, you have a military strength of 2 while your opposing neighbor has a strength of 5. You have 1 Diplomacy token; you still participate in the Conflict, but you and your opposing neighbor only take 1 Military Defeat and Victory token respectively (instead of 2 each).*

Your opposing neighbor



Victory

Your City in Age II



Defeat

Your teammate




END OF THE GAME

The game ends at the close of Age III, after the Resolution of Military Conflicts. Proceed to scoring victory points following the normal base game rules.

Add your and your teammate's scores. **The team with the highest combined score wins the game.** In case of tie, the team with the most total Treasure wins. If there is still a tie, tied teams share the victory.

Need clarification on the rules of Cities?

Simply look up our FAQ,
www.7wonders.net/faq
or scan this code:



CREDITS

Designer: **Antoine Bauza** • Illustrators: **Miguel Coimbra** & **Etienne Hebinger**
Development and publication: **Cédric Caumont** & **Thomas Provoost** aka "Les Belges à Sombreros"
and the **Repos Production team**. Complete credits online: www.7wonders.net/credits

© REPOS PRODUCTION 2012. ALL RIGHTS RESERVED.
Rue des Comédiens, 22 • 1000 Brussels - Belgium
+32 471 95 41 32 • www.rprod.com

This material may only be used for private entertainment.

