

REINER KNIZIA

RA



A challenging game of Gods Men and their Monuments

English Rules for RA

The game spans 1500 years of Egyptian history. You seek to expand your power and fame. There are many ways to accomplish this:

- Influencing Pharaohs
- Building monuments
- Farming on the Nile
- Paying homage to the Gods
- Advancing the technology and culture of the people

And all this for the glory of the Sun God Ra!

The game spans three epochs, which reflect the history of ancient Egypt:

- the Old Kingdom (2665 - 2155 BC)
- the Middle Kingdom (2130 - 1650 BC)
- the New Kingdom (1555 - 1080 BC)

During these epochs, the players acquire tiles representing various aspects of Egyptian life. They acquire the tiles in auctions, bidding with **suns**, tokens they receive from Ra. The selection of tiles in the auctions is ever changing, but tokens from Ra are limited. Wise players choose carefully when and what to bid to get the tiles they want. When an epoch ends, players receive tablets marked with the fame they have earned.

The player with the most fame after three epochs is the winner.

COMPONENTS

1 Game board	
180 Tiles:	30 Ra, 8 Gods, 25 Pharaohs + 2 funerals, 25 Nile, 12 floods + 2 droughts, 5 x 5 civilization + 4 unrest, 5 gold, 5 x 8 monuments + 2 earthquakes
48 Tablets:	10 x 1 point, 8 x 2 points, 20 x 5 points, 10 x 10 points
16 Suns	
1 Ra figure	

PREPARATION

Place the **game board** in the middle of the table. It has two different tile tracks: the upper with 10 spaces (the Ra track) and the lower with 8 spaces (the auction track). There are tables on the bottom and top that summarise the fame points which are scored at the end of each epoch.

Carefully remove the **tiles** from their frame before the first game. Shuffle them thoroughly and place them face down around the game board. The area on the table in front of each player is their **display area** (described below). This is where they place their suns and the tiles they acquire.

Also, carefully remove the **tablets** from their frame before the first game. The players take two value 5 tablets each and place them face down in their display areas. Place the remaining tablets face up beside the game board.

Separate the **suns** into groups as shown in the table below:

	3 players	4 players	5 players
Group 1	13 - 8 - 5 - 2	13 - 6 - 2	16 - 7 - 2
Group 2	12 - 9 - 6 - 3	12 - 7 - 3	15 - 8 - 3
Group 3	11 - 10 - 7 - 4	11 - 8 - 4	14 - 9 - 4
Group 4	-	10 - 9 - 5	13 - 10 - 5
Group 5	-	-	12 - 11 - 6

With 3 and 4 players, only suns numbered 1-13 are used.

The players decide randomly which player receives which group. The players place their suns face up in their display areas. Place the sun numbered 1 face up on the sun space in the centre of the game board.

Place the **Ra figure** beside the game board.

THE DISPLAY AREA

Each player puts his suns and tiles in five groups on the table before himself as shown below; the tiles are always face up:

1. Suns and Gods




Face up suns are available for bidding in the auctions; face down suns have been used and are not

2. Pharaohs




3. Nile and floods



4. Civilization and Gold



5. Monuments



PLAYING THE GAME

The player with the highest numbered sun begins. After his turn, play continues around the table in the clockwise direction.

On a player's turn, if he has at least one face up sun, he performs exactly one of the following actions:

- turn over one tile
- play God tiles
- invoke Ra

A player without suns takes no actions on his turn. When the auction track is full, players are limited to playing God tiles or invoking Ra.

Turn over one tile

The player turns over one of the face down tiles from around the board. If a player turns over a Ra tile, he places it on the next empty space on the Ra track and places the Ra figure in his display area. This begins an auction (see below). The Ra tiles remain face up on the Ra track until the end of the epoch.

When a player turns over any other tile, he places it on the next empty space on the auction track, ending his turn.

When playing with 3 players, the first two spaces on the Ra track are not used; when playing with 4 players, the first space is not used.

Play God tiles

If a player has one or more God tiles in his display area, he may play them to take tiles from the auction track. A player may play one or more God tiles on a turn, taking one tile from the auction track for each God tile played. He returns the God tiles to the box face down and places the tile taken from the auction track in his display area. A player may not take a God tile from the auction track or a Ra tile from the Ra track. If gaps in the auction track result from taking tiles, these are filled by tiles turned over in later turns.

Invoke Ra

The player says, "Ra", and places the Ra figure in his display area. This begins an auction (see below).

Auction

The player whose action caused the auction by turning over a Ra tile or invoking Ra is the Ra player for this auction. He places the Ra figure in his display area to indicate this. The auction begins with the player to the left of the Ra player and continues clockwise around the table, ending with the Ra player. The players are bidding for the tiles in the auction track. The winner will also receive the sun in the sun space on the board. If there are no tiles in the auction track, the winner will get only the sun.

Each player, in turn, may bid one of their face up suns by placing it on the edge of the board. Bids subsequent to the first must be greater than the previous bid. A player may pass, choosing not to bid. However, for an auction held when a player voluntarily invokes Ra, the Ra player **must** bid if all other players pass. When a player involuntarily invokes Ra because the auction track is full and he does not choose to play a God tile, he may pass even if all others pass. In this case, all tiles on the auction track are returned face down to the box. When an auction is held due to a Ra tile being turned over, all players may pass, including the Ra player, and the tiles on the auction track remain.

The player with the highest bid, takes **all** tiles on the auction track (if there are any) and places them face up in his display area. He also takes the sun from the centre of the board and places it face down in his display area. Face down suns cannot be used for the remainder of this epoch, but will be turned face up at the beginning of the next epoch. The player then places the sun he bid face up on the sun space in the middle of the board. The other bidders, if any, return their suns to their display areas face up.

After an auction, play continues with the player to the left of the Ra player regardless of the outcome of the auction.

Disasters

When one or more disaster tiles are included in the tiles a player takes from the auction track after winning an auction, he may lose other tiles from his display area. First, he places all other tiles taken in the auction into his display area. Then he must "fulfil" the disasters by discarding two tiles from the category that matches the disaster. If the player only has a single tile of the indicated category, he loses only this single tile. If he has no tiles of the indicated category, he loses no tiles due to that disaster. A player must fulfil all disasters he takes.

A player may choose which tiles of the indicated category to discard, except for drought. With drought, the player must first discard flood tiles (up to 2 per drought) if he has any and then Nile tiles to bring the total to 2 per drought. The chosen tiles are removed from the game along with the disaster tiles.

Funeral



Lose up to two Pharaohs

Drought




Lose up to two floods then Niles

Unrest



Lose up to two Civilization tile (free choice)

Earthquake



Lose up to two Monuments (free choice)

The Epochs

As a player with no face up suns in his display area (i.e. he has used all his suns) may take no more turns in the epoch, there are decreasingly fewer players to compete for the tiles. When the last player with face up suns uses his last sun and completes his turn, the epoch ends. All tiles on the Ra track are placed face down in the box; the sun in the middle of the board remains for the next epoch.

In addition, the epoch ends immediately, when the Ra track is full. In this case, there is no auction (!) and all tiles are removed from both the Ra track and the auction track and placed face down in the box. Thus, only the face up sun remains on the game board. Unused face up suns in a player's display area remain face up for the next epoch.

At the end of an epoch, the tiles in the players' display areas are scored (see below). After scoring, all face down suns are turned face up. The players will begin each epoch with the same number of suns. However, the players will likely have different valued suns than they did at the beginning of the game. The player with the highest numbered sun begins the next epoch.

SCORING

At the end of each of the three epochs, the players receive fame for their efforts in the form of tablets. After a player's total fame has been calculated, he receives (or loses) tablets equal to the total. The players keep their tablets face down in their display areas. If a player loses more points of fame than he has, he loses all he has and takes 0 points into the next epoch; negative totals are not tracked.

Gods

Each God tile in the display area earns 2 points of fame for the player and is returned face down to the box.

Pharaohs

After each epoch, the player with the most Pharaoh tiles receives 5 points of fame and the player with the fewest loses 2 points. If two or more players tie for most or fewest, each gains the 5 points or loses the 2 points. If all players have the same number of Pharaoh tiles, no points are awarded or lost. The Pharaoh tiles remain in the players' display areas for the next epoch.

Example: The players Anna, Bob, Cathy, and Don have 3, 2, 2 and 3 Pharaohs. Anna and Don earn 5 fame points each; Bob and Cathy each lose 2 points.

Nile and floods

After each epoch, each player receives one fame point for each flood and Nile tile in his display area. However, he only receives these points if he has at least one flood tile. Players without flood tiles do not score points for their Nile tiles.

After scoring, all flood tiles are returned face down to the box. The Nile tiles, however, remain in the players' display areas for the next epoch.

Gold

After each epoch, each player receives 3 fame points for each gold tile in his display area. After scoring, the gold tiles are returned face down to the box.

Civilization

After each epoch, players with no civilization tiles in their display areas lose 5 fame points. If a player has three different civilization tiles, he earns 5 fame points, for four different tiles he earns 10 points and for all five different tiles he earns 15 points. After scoring, all civilization tiles are returned face down to the box.

Example: Anna has 3 astronomy, 2 agriculture and 2 writing tiles. She receives 5 points, since she has three different civilization tiles. For one each of astronomy, agriculture and writing she would have received the same. Extra tiles of the same civilization tile do not earn extra points.

Monuments

Monuments are scored only after the third epoch. They remain in the players' display areas throughout the game. Players receive 1 fame point for each different monument for up to 6 different monuments, 10 points for having 7 different monuments, and 15 points for having all 8 different monuments. In addition, a player receives a bonus of 5 points for each group of three identical monuments, 10 points for each group of four, and 15 points for each group of five.

Example: Anna has 4 pyramids, 3 temples, 2 fortresses and 1 sphinx. After the third epoch she receives 19 points (4 for four different monuments, 10 for four pyramids and 5 for three temples). Thus, she receives points for all her monuments except the second fortress.

Suns

Like monuments, the suns are scored only after the third epoch. Each player sums the numbers on all his suns (both face up and face down). The player with the highest total receives 5 fame points and the player with lowest total loses 5 fame points. If two or more players tie for most or fewest, each gains or loses 5 points each. If all players have the same total, no points are awarded or lost.

Example: The players Anna, Bob, Cathy, and Don sum their suns and calculate their sums as: 17, 25, 21 and 17. Bob receives 5 points and Anna and Don each lose 5 points. Cathy neither gains nor loses points.

GAME END

When the scoring after the third epoch is complete, the game ends. Each player adds all points of fame on his tablets. The player with the highest result wins. If two or more players tie with the highest total, the player, among those tied for highest total, with the highest numbered sun is the winner.
